



Nexty Smart Staking

User guide

Version 0.1

21st June 2018

Lily Nguyen
Thao Tran
Hong Nguyen

I. What is Smart Staking?

Smart staking program, which is part of Price Stabilization System, is a monetary policy to regulating demand and supply. By providing flexible bonus, this program can inspire NTY holders to sell, buy or hold NTY to adapt to the balance of demand and supply. There are three types of staking programs:

- 7-day staking
- 30-day staking
- 90-day staking
- 180-day staking

These programs target to short-term, middle-term and long-term effect, respectively. Using this smart staking program can help investors increase their assets periodically if they keep a minimum amount in their staking wallet. Within 7 days after the end of each staking period, Nexty's system will add to the owner's wallet.

There is total 40,000,000,000 NTY in the smart staking pool. This program will be end when no NTY is available in that pool.

II. How to use

1. Login

Access to URL address <http://smartstaking.nexty.io> to open Login page.

Enter private key into Private key text field then click login to login to Smart Staking wallet.

Private key can be get on Nexty mobile app wallet.

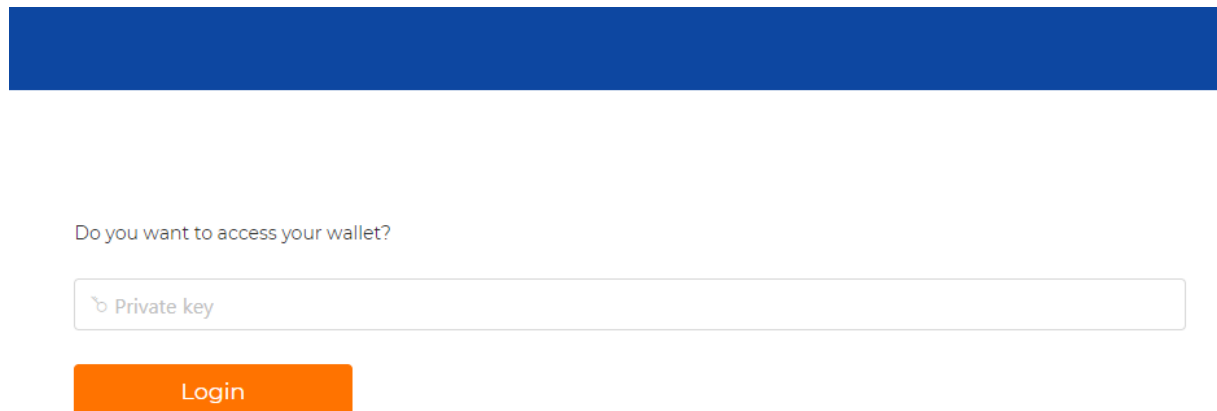


Figure 1: Login screen

2. Dashboard

After login, Dashboard is displayed with these following information:

- Reward Pool: Total number of NTY in Reward Pool. This amount of NTY will be used for paying reward for players.
- Total Smart Staking amount: total number of NTY which players have deposit into Smart Staking program.
- Current reward rate: packages of smart staking program and their reward rate. There are 4 packages: 7 days, 30 days, 90 days and 180 days. The rate can be changed by owner.
- During the smart staking time, if the rates are changed by owner, old smart staking packages are not affected (they will keep the old reward rates)

3. Deposit

3.1 Deposit screen

Click on Deposit submenu on side menu, Deposit screen is displayed as below:

The screenshot shows a web application interface. On the left is a dark sidebar with three menu items: 'Dashboard' (with a home icon), 'Deposit' (highlighted in blue), and 'List Packages' (with a list icon). The main content area has a breadcrumb 'Home / Deposit' and a title 'Smart Staking Information'. Below the title, there are four rows of information: 'Your balance: 1000247705.88 NTY', 'Reward pool: 913570.13 NTY', 'Package: Please Choose' (with a dropdown arrow), and 'Amount:' (with an empty input field). At the bottom, there is a checkbox labeled 'I have read and accepted the Terms & Conditions.' and a grey 'Add' button.

Figure 2: Deposit screen

- Your balance: current number of NYT in your wallet.
- Reward pool: current number of NTY in smart staking wallet.
- Package: smart staking packages include:
 - 7 days
 - 30 days
 - 90 days
 - 180 days
- Amount: number of NTY which players want to send to smart staking

3.2. Deposit to smart staking

To send NTY to smart staking program, please process follow these steps:

- Step 1: Select a package

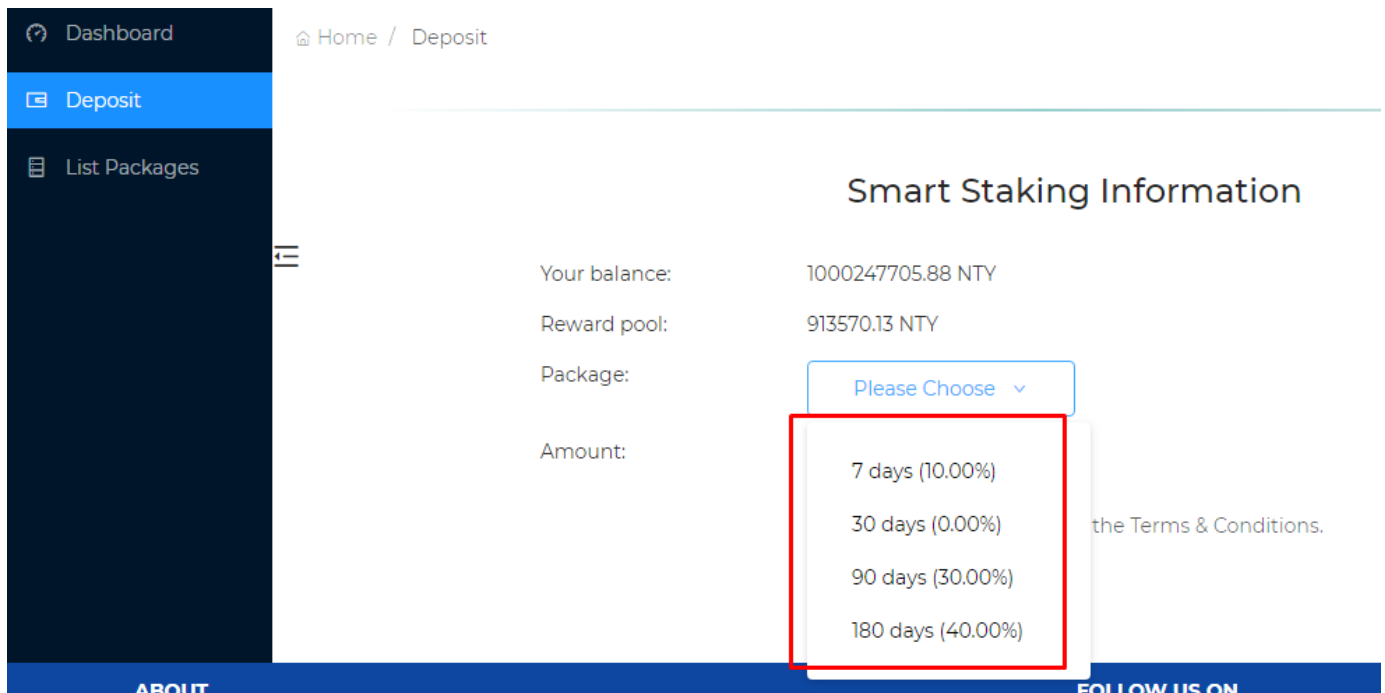


Figure 3: Packages

- Step 2: Enter an amount of NTY. The minimum amount is 500.000 NTY (50 pNTY). The total estimated reward will be pre-calculated based on entered amount and selected package.

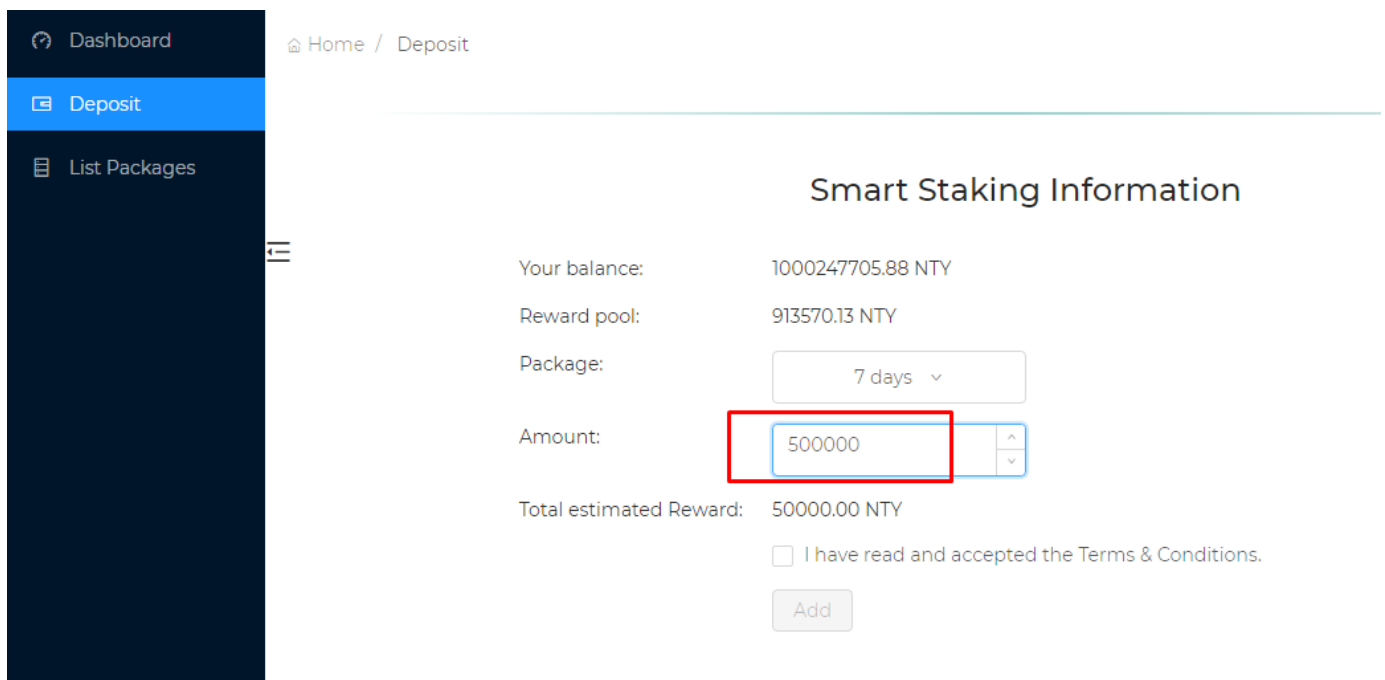


Figure 4: Deposit amount

- Amount cannot be greater than current balance.

- Smart staking program will not process if reward pool is not enough to pay for enter amount and selected package.
- Step 4: Accept the terms and conditions by selecting the checkbox
- Step 5: Click button Add

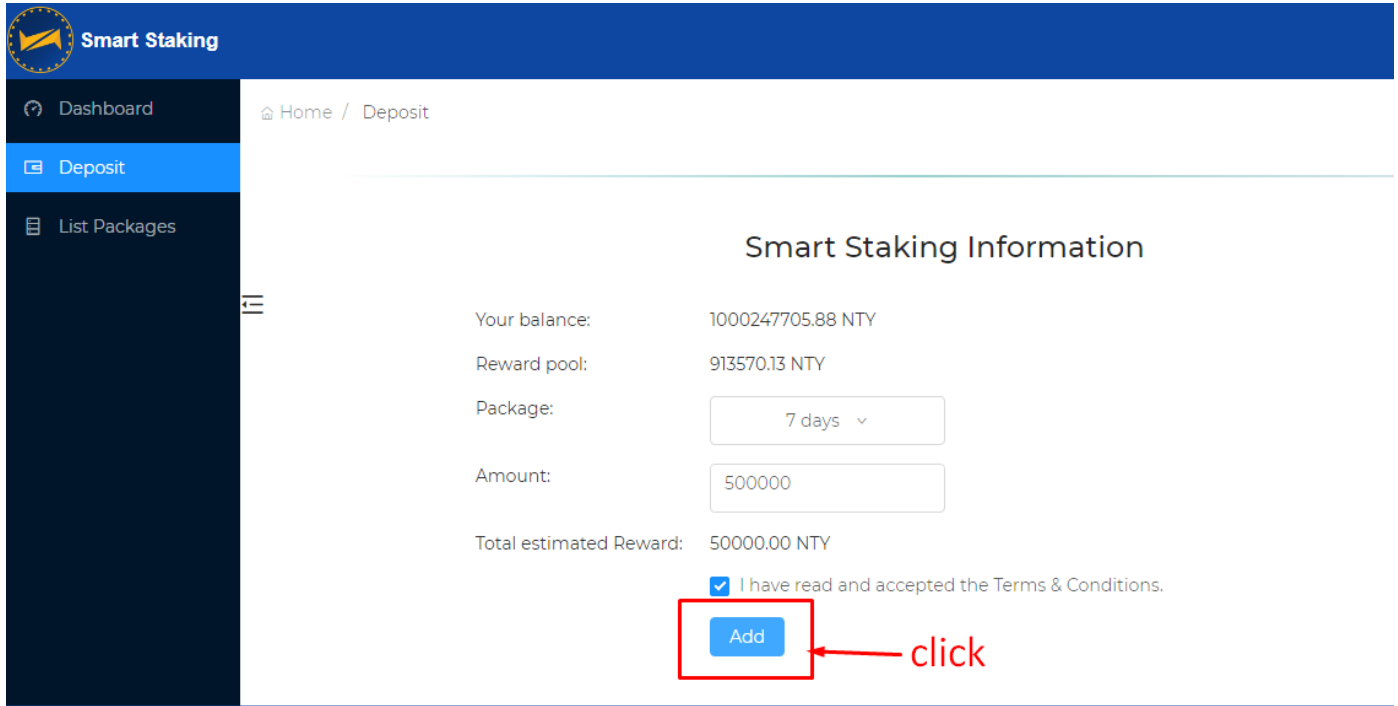


Figure 5: Add

Click on confirmation dialog to check all the information again.

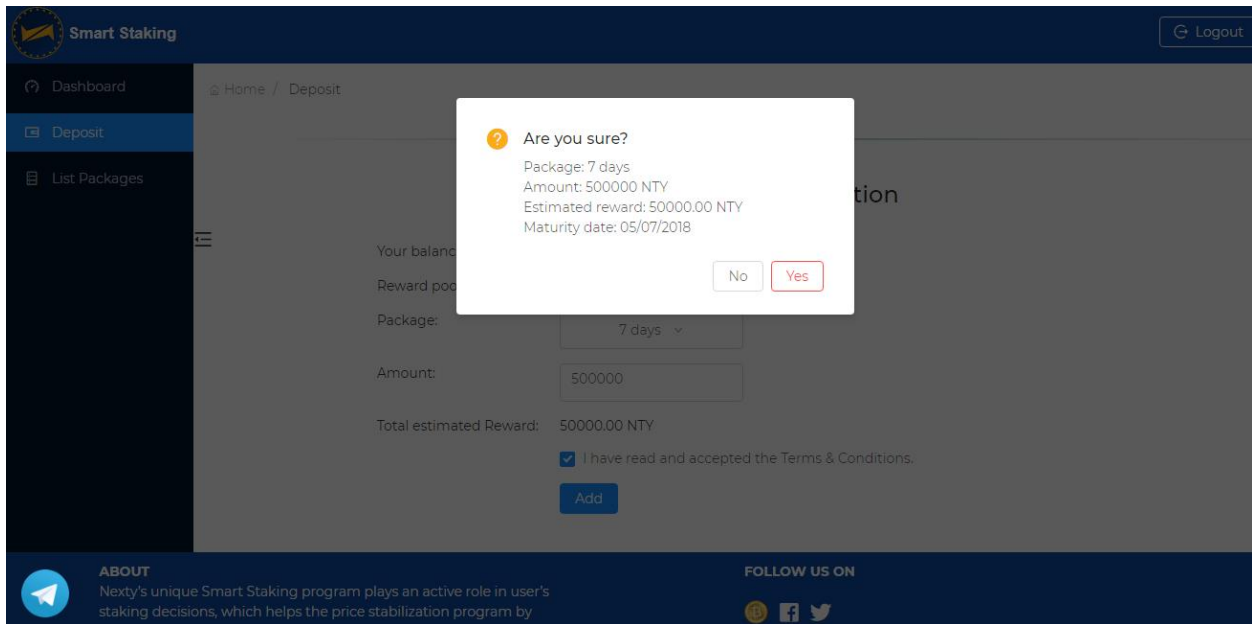


Figure 6: Confirmation dialog

Click on Yes, Smart Staking is created successfully.

4. List packages

4.1. List packages

List Packages screen displays all the smart staking packages which player has created.

All packages are displayed in a table with following columns:

- Name: ID of smart staking package.
- Amount: Number of NTY has been deposit to smart staking.
- Status: Status of packages.
- Package: Package of smart staking which player has chosen.
- Maturity date: The end date of smart staking package. On this day, player can withdraw all the deposit amount and total reward.
- Estimated reward: estimated reward which player can received after maturity date.

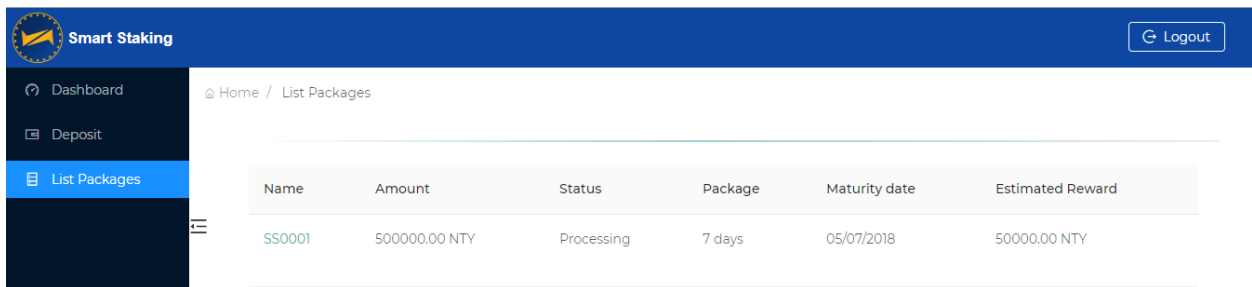


Figure 7: List packages screen

- Click to ID hyperlink of a smart staking package to view its details.

4.2. Package details

This screen displays all the information of Smart Staking package which player has created.

Within the first 7 days from the start date, player cannot interact anything in this screen except viewing the details. This is so called the mature time.

[Home](#) / [List Packages](#) / [Details](#)

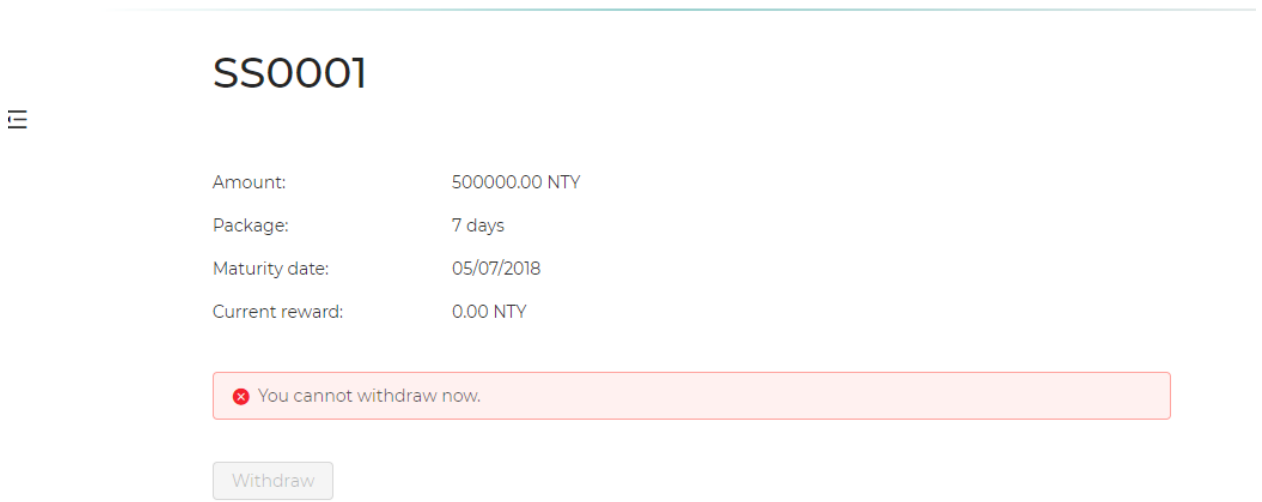


Figure 8: Package details screen

- From the 8th day (counted from start date) to the end date of smart staking package, current reward is accumulated by days. Player can withdraw the current reward daily.
- At the end date, player can withdraw all the reward and the deposit.

5. Logout

Click to Logout button at the top right of screen to logout from the Smart staking program.



Figure 9: Logout